

# Product user manual

MANUALE D'USO DEL PRODOTTO / MANUAL DE USO DEL PRODUCTO / PRODUKTHANDBUCH




**REO**play



**DURING THE INSTALLATION**


Durante l'installazione / Durante la instalación / Während der Installation



**REO**sport

**FINISHED INSTALLATION**

Durante l'installazione / Durante la instalación / Während der Installation



# IMPORTANT RECOMMENDATION

RACCOMANDAZIONE IMPORTANTE / RECOMENDACIÓN IMPORTANTE / WICHTIGE EMPFEHLUNG



USE  
FORKLIFT

TO UNLOAD



# Table Of Contents

INDICE / ÍNDICE / INHALTSVERZEICHNIS



---

<b>1. LEDGEND</b>	1.
LEGENDA / ÍLEYENDA/ LEGENDE	

---

<b>2. GENERAL INFORMATION</b>	2.
INFORMAZIONI GENERALI / INFORMACIÓN GENERAL / ALLGEMEINE INFORMATIONEN	
<b>2.1 DISCLAIMER</b>	2.
DISCLAIMER / DESCARGO DE RESPONSABILIDAD / HAFTUNGSAUSSCHLUSS	
<b>2.2 SUBBASE</b>	2-3.
SOTTOFONDO / SUBBASE / UNTERBAU	
<b>2.3 DIMENSIONS</b>	4-5.
DIMENSIONI / DIMENSIONES / ABMESSUNGEN	
<b>2.4 REQUIRED EQUIPMENT</b>	6.
ATTREZZATURA RICHIESTA / EQUIPO REQUERIDO / ERFORDERLICHE AUSRÜSTUNG	
<b>2.5 RECOMMENDED INSTALLATION CREW</b>	7.
SQUADRA DI INSTALLAZIONE CONSIGLIATA / EQUIPO DE INSTALACIÓN RECOMENDADO / EMPFOHLENES INSTALLATIONSTEAM	
<b>2.6 STORAGE</b>	7.
STOCCAGGIO / ALMACENAMIENTO / LAGERUNG	

---

<b>3. UNLOADING PALLETS</b>	8-11.
SCARICO DEI PALLET / DESCARGA DE PALETS / ENTLADEN DER PALETTEN	

---

<b>4. PREPARATION</b>	12.
PREPARAZIONE / PREPARACIÓN / VORBEREITUNG	

---

<b>5. INSTALLATION</b>	13-16.
INSTALLAZIONE / INSTALACIÓN / INSTALLATION	

---

<b>6. MOVING EXISTING REFO SPORT / REFO PLAY FIELD</b>	17-19.
SPOSTAMENTO DI UN CAMPO REFO PLAY / REFO SPORT ESISTENTE / DESPLAZAMIENTO DE UN CAMPO REFO PLAY / REFO SPORT EXISTENTE / VERSCHIEBEN EINES BESTEHENDEN REFO PLAY / REFO SPORT FELDES	

---

<b>7. INFILL</b>	20.
INTASO / RELLENO / FÜLLMATERIAL	

# 1.Ledgent

LEGENDA / ÍLEYENDA/ LEGENDE

---

## SYMBOL

---



## EXPLANATION

---

### WRONG

Errato / Incorrecto / Falsch

### CORRECT USE

Utilizzo corretto / Uso correcto / Richtige Anwendung

### WARNING! NOT RECOMMENDED.

### WRONG OR DANGEROUS

Non consigliato. Può essere pericoloso / No  
recomendado. Puede ser peligroso. / Nicht empfohlen.  
Kann gefährlich sein.

# 2. General Info

INFORMAZIONI GENERALI / INFORMACIÓN GENERAL / ALLGEMEINE INFORMATIONEN

---

## **2.1 DISCLAIMER**

These guidelines are provided for information only. Installation of REFO PLAY-SPORT must be executed under the code of good workmanship. A.p.e Technologies Products does not accept any liability for the design or construction of any facilities or actions of any parties employed, as a result of, or in connection with any information provided in this document.

## **2.1 DISCLAIMER**

Le presenti linee guida sono fornite esclusivamente a scopo informativo. L'installazione di REFO PLAY-SPORT deve essere eseguita secondo le regole della buona pratica professionale. A.p.e Technologies Products non si assume alcuna responsabilità per la progettazione o la costruzione di qualsiasi struttura, né per le azioni di terze parti coinvolte, derivanti o connesse alle informazioni contenute nel presente documento.

## **2.1 DESCARGO DE RESPONSABILIDAD**

Estas directrices se proporcionan únicamente con fines informativos. La instalación de REFO PLAY-SPORT debe realizarse conforme a las buenas prácticas de ejecución. A.p.e Technologies Products no asume ninguna responsabilidad por el diseño o la construcción de instalaciones ni por las acciones de terceros, derivadas o relacionadas con la información proporcionada en este documento.

## **2.1 HAFTUNGSAUSSCHLUSS**

Diese Richtlinien dienen ausschließlich zu Informationszwecken. Die Installation von REFO PLAY-SPORT muss gemäß den Regeln der fachgerechten Ausführung erfolgen. A.p.e Technologies Products übernimmt keine Haftung für die Planung oder den Bau von Anlagen sowie für Handlungen Dritter, die sich aus den in diesem Dokument enthaltenen Informationen ergeben oder damit in Zusammenhang stehen.

## **2.2 SUB BASE**

The sub base will be determined by an architect or engineer based on the site's geotechnical and meteorological conditions and any local restrictions regarding drainage discharge.

The REFO PLAY-SPORT can be installed on any sub-base, as long as the sub-base is strong enough to support installation and maintenance equipment.

In the absence of any site-specific geotechnical requirements such as soil stabilization, it is recommended that the prepared formation have a minimum undrained shear strength of at least 50 kN/m<sup>2</sup> (BS 1377, part 7) or a minimum California Bearing Ratio of 5% (BS 1377, part 4) or equivalent. The regularity of the prepared formation should be a maximum of 20 mm under a 3 m straightedge.

The formation/drainage slope should be 0.5% minimum, although 1% is recommended.

## **2.2 SOTTOFONDO**

Il sottofondo deve essere determinato da un architetto o ingegnere in base alle condizioni geotecniche e meteorologiche del sito e ad eventuali restrizioni locali relative al drenaggio. REFO PLAY-SPORT può essere installato su qualsiasi tipo di sottofondo, purché la struttura sia sufficientemente resistente da supportare le attrezzature di installazione e manutenzione.

In assenza di requisiti geotecnici specifici del sito, come la stabilizzazione del terreno, si raccomanda che il piano preparato abbia una resistenza al taglio non drenata di almeno 50 kN/m<sup>2</sup> (BS 1377, parte 7) oppure un indice CBR minimo del 5% (BS 1377, parte 4) o equivalente. La regolarità della superficie preparata deve avere una tolleranza massima di 20 mm sotto una staggia di 3 m.

La pendenza per il drenaggio deve essere almeno dello 0,5%, anche se è preferibile l'1%.

## **2.2 SUBBASE**

La subbase será determinada por un arquitecto o ingeniero en función de las condiciones geotécnicas y meteorológicas del sitio, así como de cualquier restricción local relativa al drenaje.

REFO PLAY-SPORT puede instalarse sobre cualquier tipo de subbase, siempre que la estructura sea lo suficientemente resistente para soportar el equipo de instalación y mantenimiento.

En ausencia de requisitos geotécnicos específicos, como la estabilización del suelo, se recomienda que la superficie preparada tenga una resistencia al corte no drenada de al menos 50 kN/m<sup>2</sup> (BS 1377, parte 7) o un índice CBR mínimo del 5% (BS 1377, parte 4) o equivalente. La regularidad de la superficie debe presentar una desviación máxima de 20 mm bajo una regla de 3 m.

La pendiente para el drenaje debe ser como mínimo del 0,5%, siendo recomendable el 1%.

## **2.2 UNTERBAU**

Der Unterbau wird von einem Architekten oder Ingenieur unter Berücksichtigung der geotechnischen und meteorologischen Bedingungen des Standorts sowie etwaiger lokaler Anforderungen an die Entwässerung festgelegt.

REFO PLAY-SPORT kann auf jeder Art von Unterbau installiert werden, sofern die Konstruktion ausreichend tragfähig ist, um Installations- und Wartungsgeräte zu unterstützen.

Sofern keine standortspezifischen geotechnischen Anforderungen wie Bodenstabilisierung vorliegen, wird empfohlen, dass die vorbereitete Fläche eine minimale undrainierte Scherfestigkeit von mindestens 50 kN/m<sup>2</sup> (BS 1377, Teil 7) oder einen minimalen California Bearing Ratio (CBR) von 5% (BS 1377, Teil 4) oder gleichwertig aufweist. Die Ebenheit der vorbereiteten Fläche darf maximal 20 mm unter einem 3-m-Richtlatte betragen.

Das Gefälle für die Entwässerung sollte mindestens 0,5% betragen, empfohlen sind jedoch 1%.

# Maximum pallet dimensions

Dimensioni massime dei pallet / Dimensiones máximas de los palés  
Maximale Palettenabmessungen

---

## 2.3 DIMENSIONS

The dimensions of the plates must comply with the project specifications and installation requirements. All elements should be checked before installation to ensure consistency and accuracy.

## 2.3 DIMENSIONI

Le dimensioni delle piastre devono essere conformi alle specifiche del progetto e ai requisiti di installazione. Tutti gli elementi devono essere verificati prima dell'installazione per garantirne la coerenza e l'accuratezza.

## 2.3 DIMENSIONES

Las dimensiones de las placas deben cumplir con las especificaciones del proyecto y los requisitos de instalación. Todos los elementos deben verificarse antes de la instalación para garantizar la coherencia y precisión.


## 2.3 ABMESSUNGEN

Die Abmessungen der Platten müssen den Projektspezifikationen und Installationsanforderungen entsprechen. Alle Elemente sollten vor der Installation überprüft werden, um Konsistenz und Genauigkeit sicherzustellen.

mt 2,30 x 0,97 x 2,60 mt (height)



# 2.3 Plate Dimensions



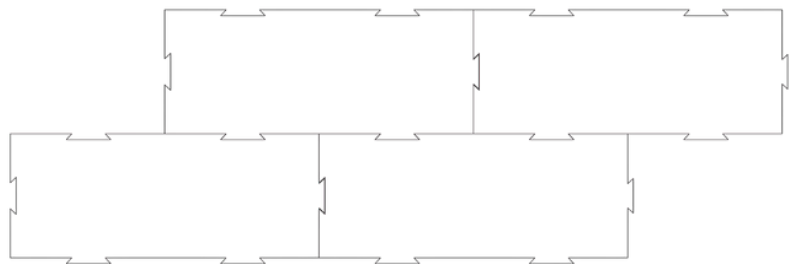
Dimensioni delle piastre / Dimensiones de las placas / Abmessungen der platten

## REFO PLAY



mm 2290 x 950  
2,18 sqm






## REFO SPORT & REFO PLAY



mm 2250 x 900  
2,025 sqm

# 2.4 REQUIRED EQUIPMENT

ATTREZZATURA RICHIESTA / EQUIPO REQUERIDO /  
ERFORDERLICHE AUSRÜSTUNG



# 2.5 RECOMMENDED INSTALLATION CREW

SQUADRA DI INSTALLAZIONE CONSIGLIATA / EQUIPO DE INSTALACIÓN  
RECOMENDADO / EMPFOHLENES INSTALLATIONSTEAM



1

Supervisor  
Supervisore  
Supervisor  
Aufseher



4

supplier workers  
operai del fornitore  
trabajadores del proveedor  
Arbeiter des Lieferanten



2

Fitter Workers  
Montatori  
Instaladores  
Monteurs

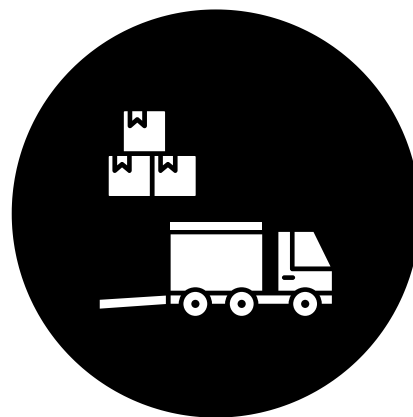
# 2.6 STORAGE

STOCCAGGIO / ALMACENAMIENTO / LAGERUNG




# 2.6 UNLOADING PALLETS

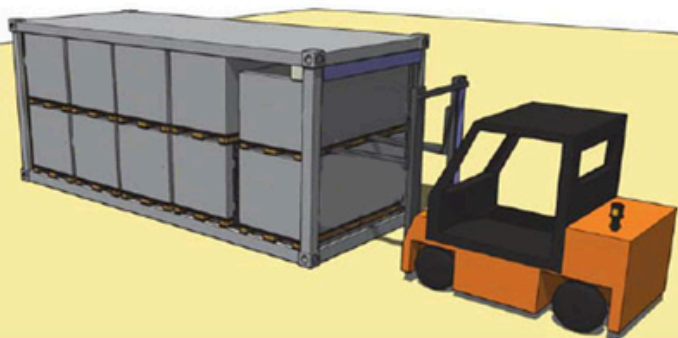
SCARICO DEI PALLET / DESCARGA DE PALETS /  
ENTLADEN DER PALETTEN



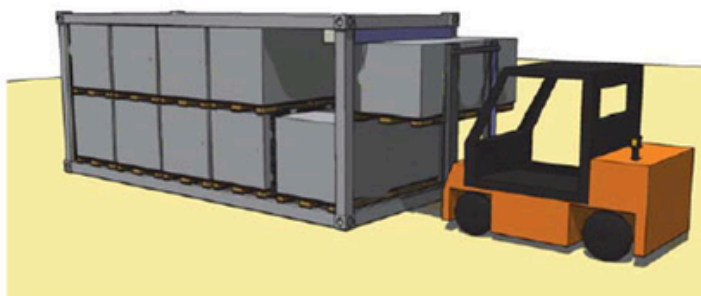
1.



2.

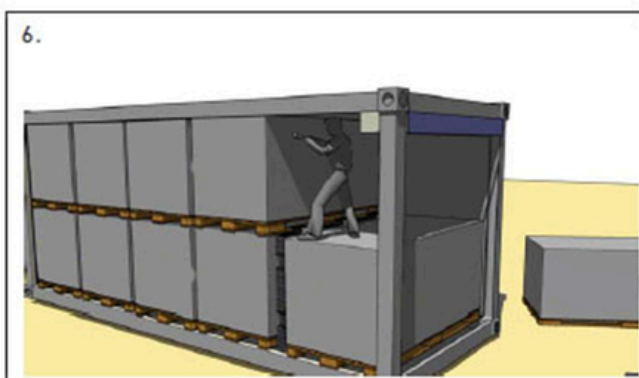
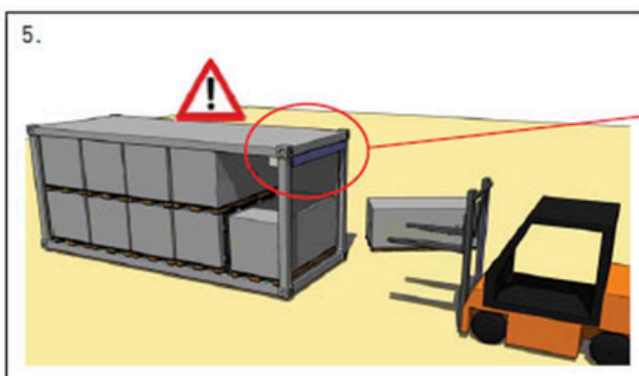



3.



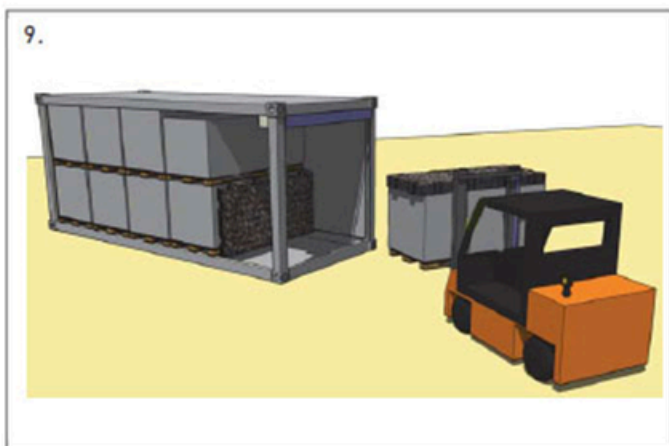
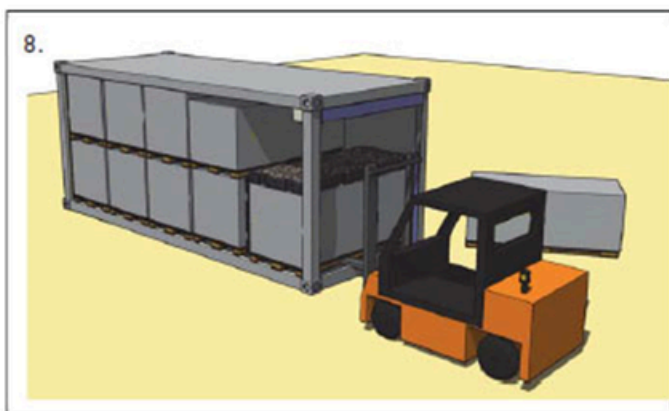


# 2.6 UNLOADING PALLETS

SCARICO DEI PALLET / DESCARGA DE PALETS /  
ENTLADEN DER PALETTEN



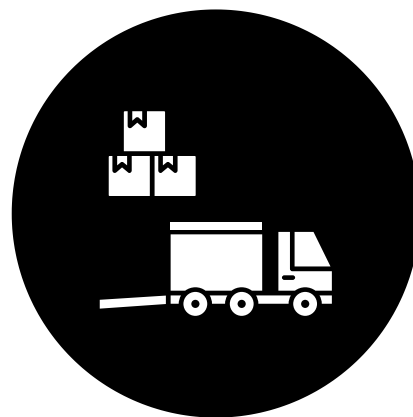
# 2.6 UNLOADING PALLETS

SCARICO DEI PALLET / DESCARGA DE PALETS /  
ENTLADEN DER PALETTEN



# 2.6 UNLOADING PALLETS

SCARICO DEI PALLET / DESCARGA DE PALETS /  
ENTLADEN DER PALETTEN



1



2



3




4



# 4. PREPARATION

PREPARAZIONE / PREPARACIÓN / VORBEREITUNG




## DO NOT GLUE GRASS ON REFOSPORT-REFOPLAY

Non incollare l'erba su REFO SPORT-REFO PLAY  
No pegar el césped sobre REFO SPORT-REFO PLAY  
Den Rasen nicht auf REFO SPORT-REFO PLAY verkleben



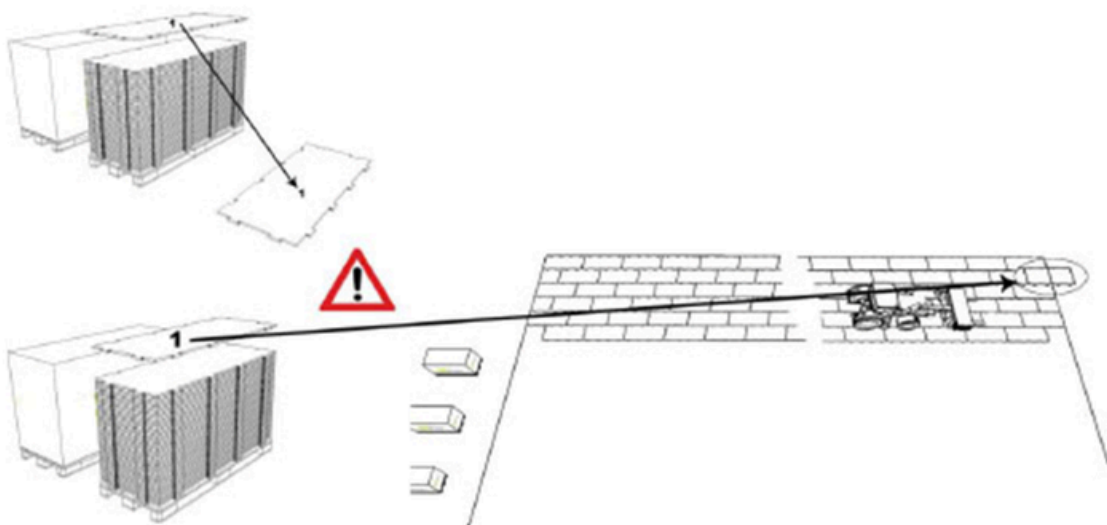
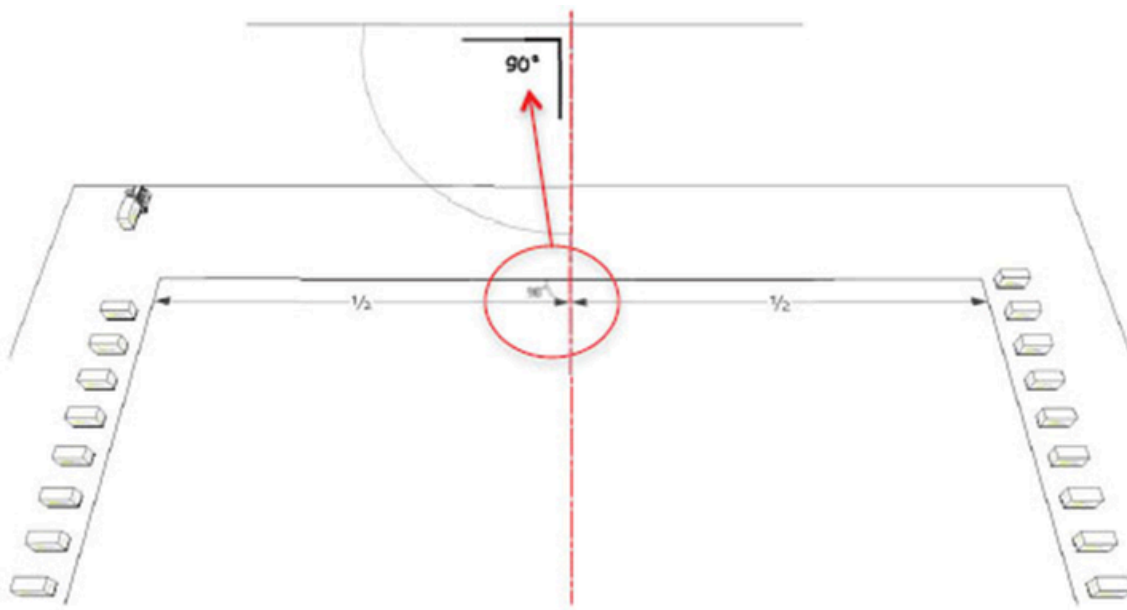
# 5. INSTALLATION

PREPARAZIONE / PREPARACIÓN / VORBEREITUNG







# 5. INSTALLATION

PREPARAZIONE / PREPARACIÓN / VORBEREITUNG



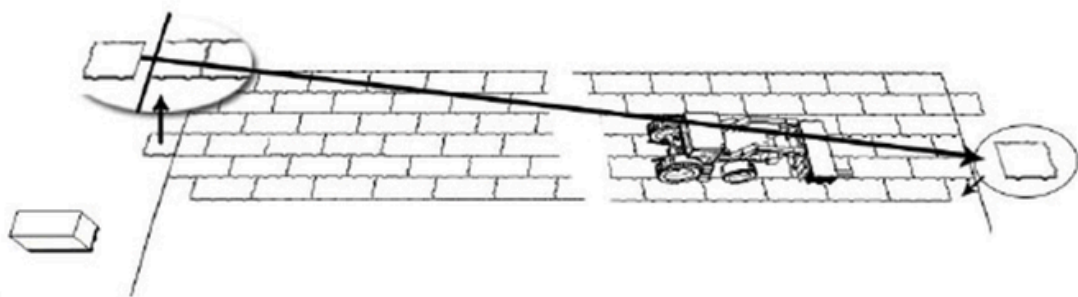
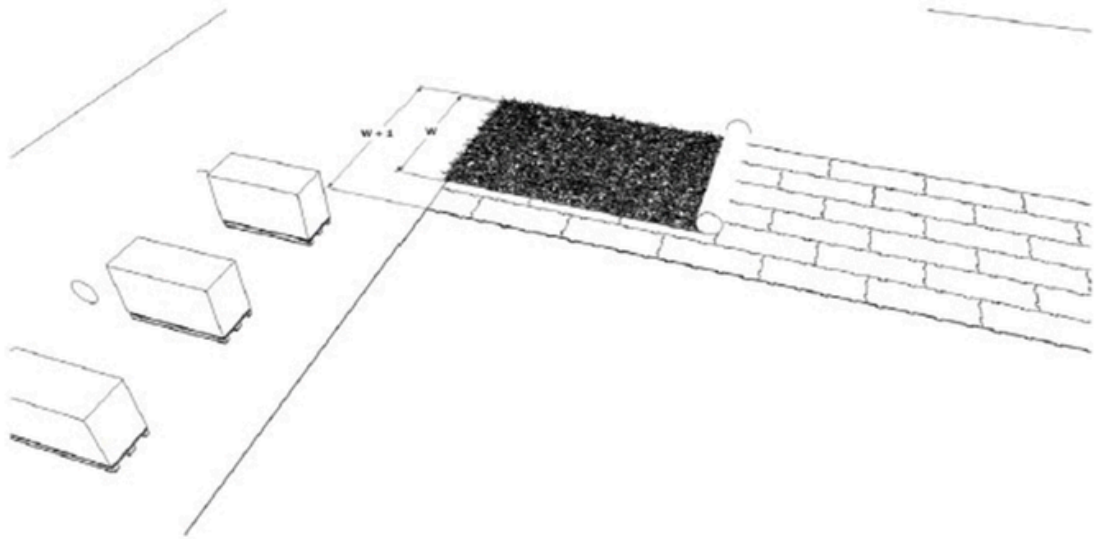

# 5. INSTALLATION

PREPARAZIONE / PREPARACIÓN / VORBEREITUNG



# 5. INSTALLATION

PREPARAZIONE / PREPARACIÓN / VORBEREITUNG



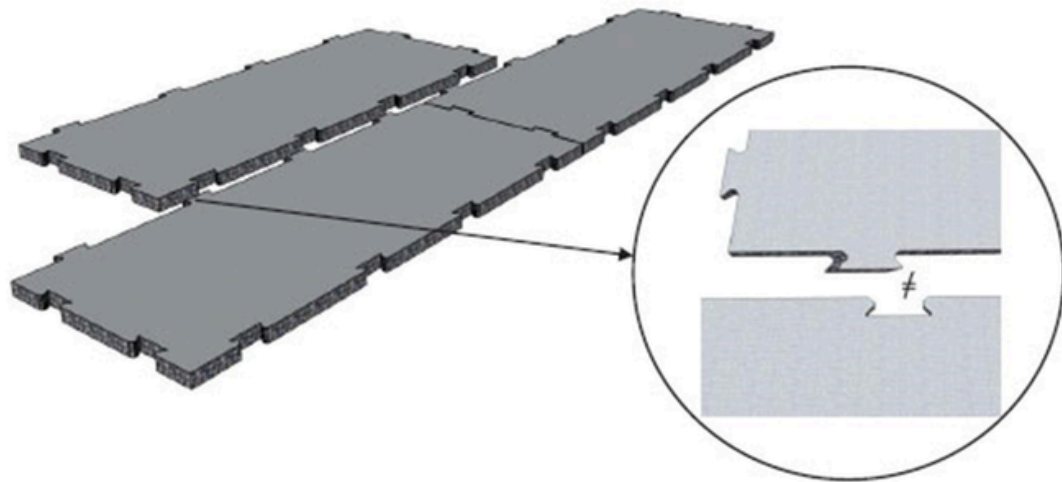
# 6. MOVING EXISTING REFOSPORT- REFOPLAY FIELD



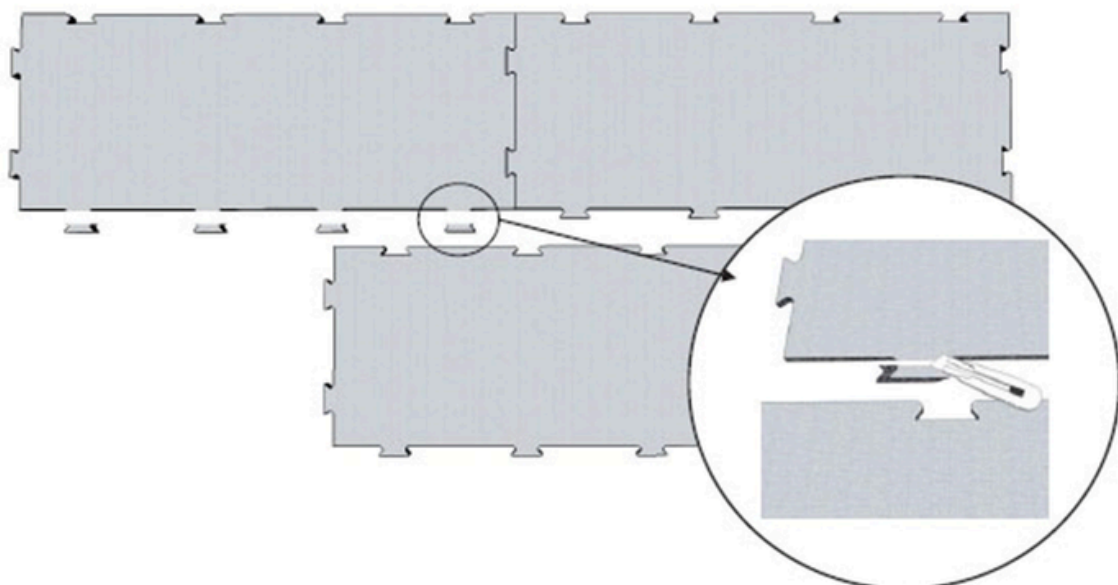
SPOSTAMENTO CAMPO REFOSPORT-REFOPLAY ESISTENTE  
DESPLAZAMIENTO CAMPO REFOSPORT-REFOPLAY EXISTENTE  
VERSCHIEBEN EINES BESTEHENDEN REFOSPORT-REFOPLAY-  
FELDES

---

1.



2.

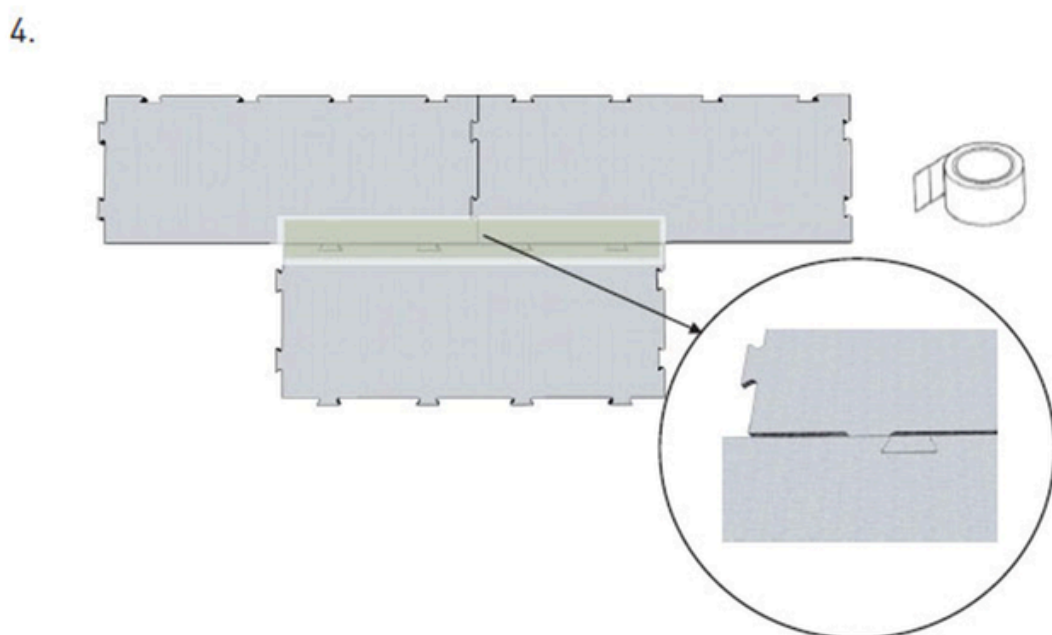
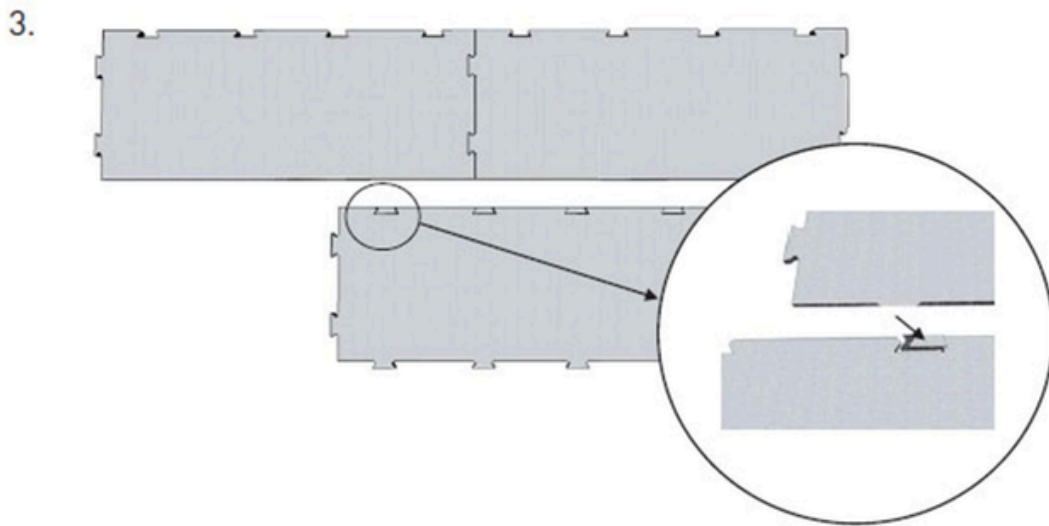


# 6. MOVING EXISTING REFOSPORT- REFOPLAY FIELD



SPOSTAMENTO CAMPO REFOSPORT-REFOPLAY ESISTENTE  
DESPLAZAMIENTO CAMPO REFOSPORT-REFOPLAY EXISTENTE  
VERSCHIEBEN EINES BESTEHENDEN REFOSPORT-REFOPLAY-  
FELDES

---

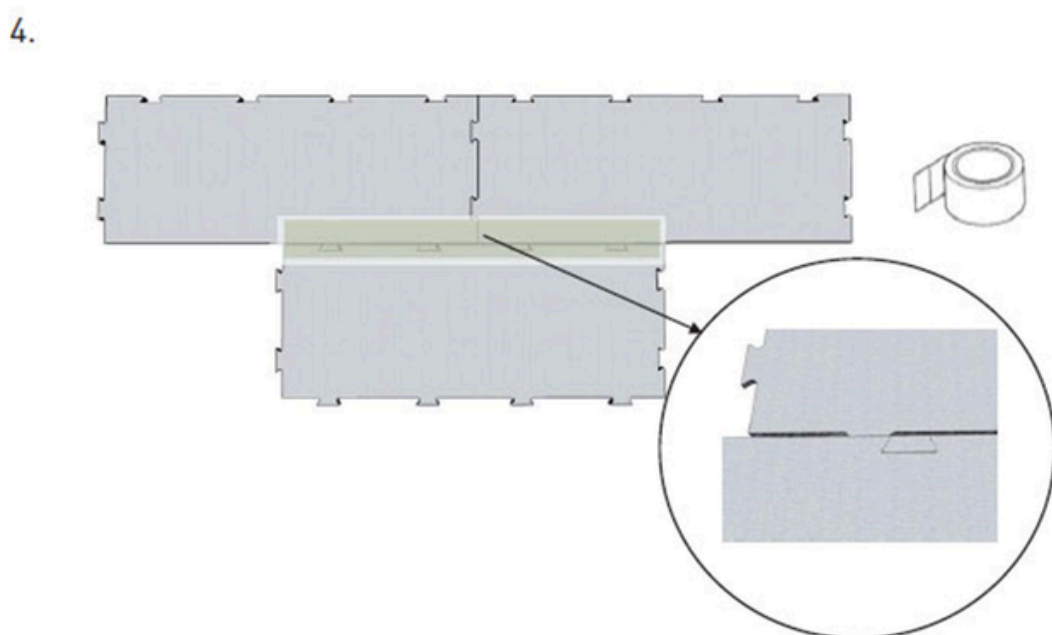
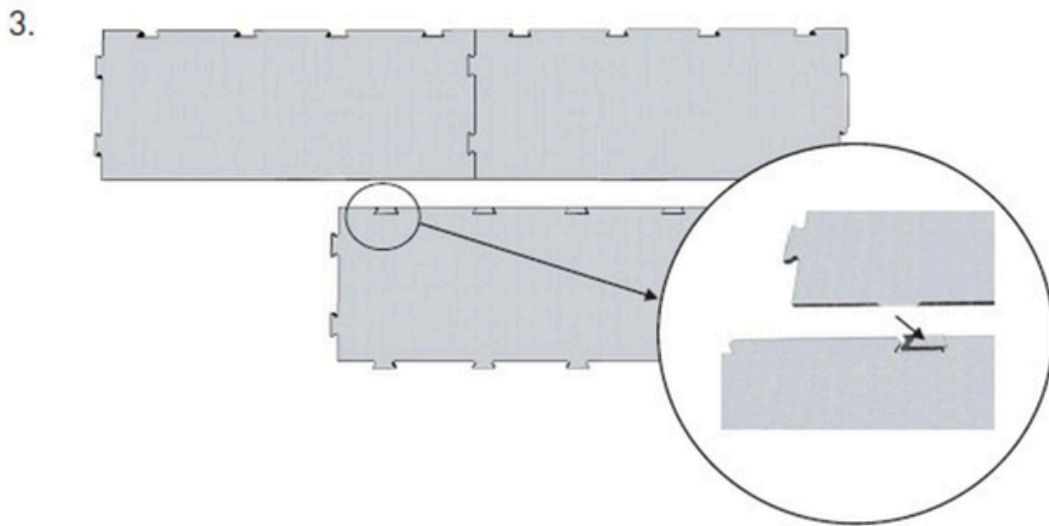


# 6. MOVING EXISTING REFOSPORT- REFOPLAY FIELD



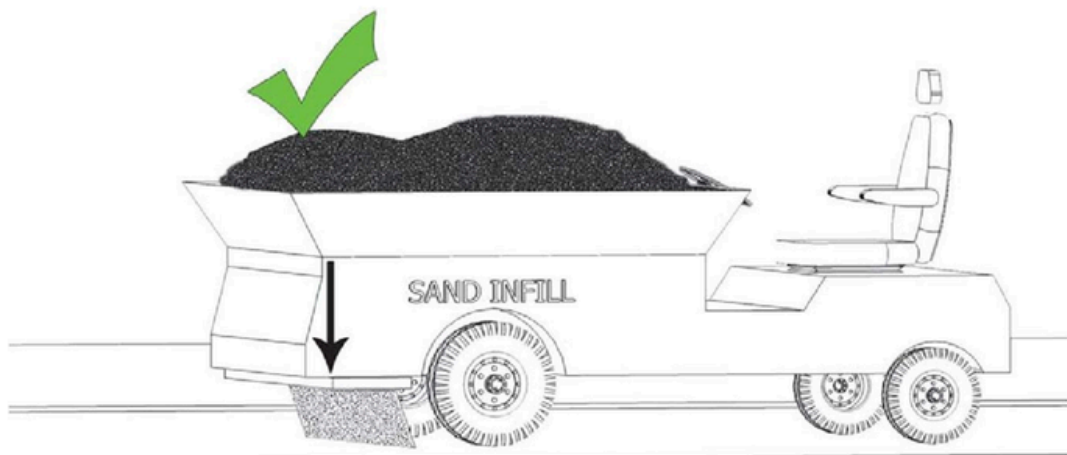
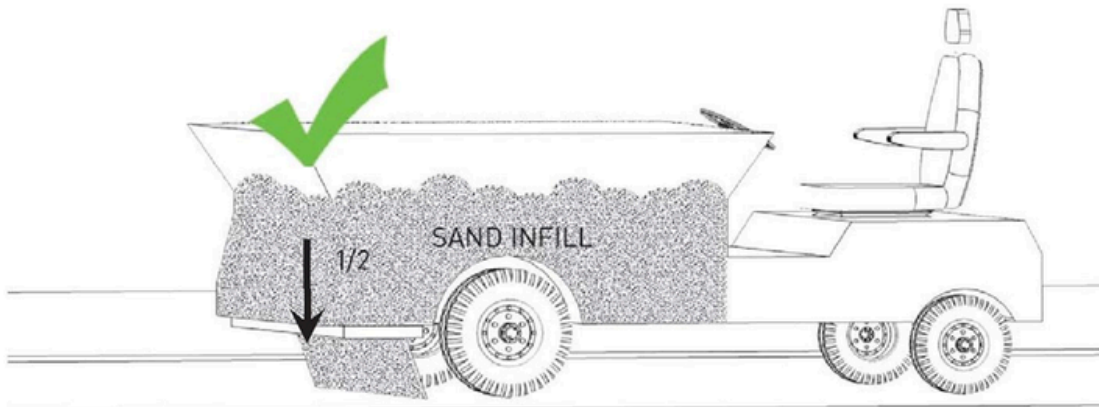
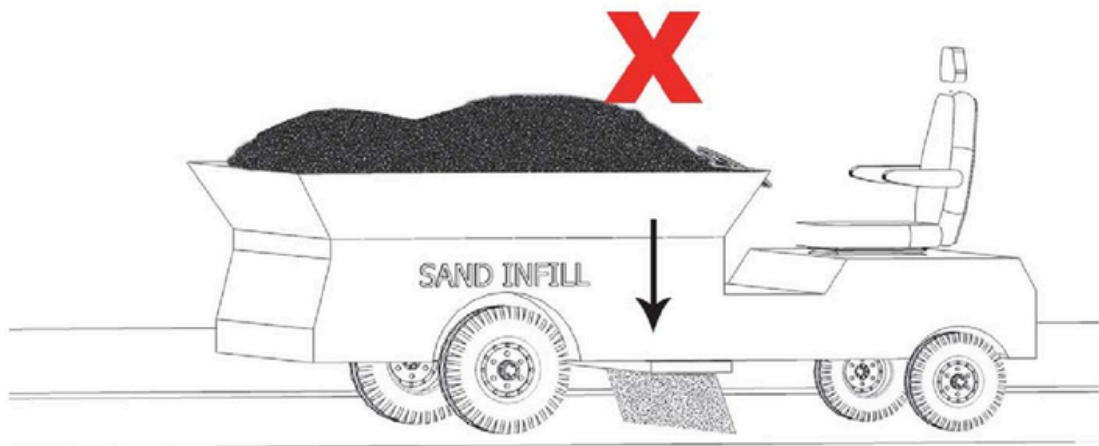
SPOSTAMENTO CAMPO REFOSPORT-REFOPLAY ESISTENTE  
DESPLAZAMIENTO CAMPO REFOSPORT-REFOPLAY EXISTENTE  
VERSCHIEBEN EINES BESTEHENDEN REFOSPORT-REFOPLAY-  
FELDES

---



# 7. INFILL

INTASO / RELLENO / FÜLLMATERIAL





# Contact

Contatto / Contacto / Kontakt

---



Corso Italia 19, 24040  
Osio Sopra, (Bg) / Italy



+39 (0) 35 49 42 201



info@apetek.net

